



# Safe Kids Walk This Way<sup>SM</sup>



**Safe Kids**  
USA<sup>®</sup>

Proud Program Sponsor

**FedEx**<sup>®</sup>



**Look left, then right, then left again.**



**Play in safe areas away from traffic.**



Proud Program Sponsor





**Cross the street at the corner  
or at a crosswalk.**



Proud Program Sponsor





**Wear light colored clothing to  
be seen by drivers at night.**



Proud Program Sponsor





**Always walk on the sidewalk.**

## Pedestrian Safety Activity Sheet

1. Fill in the blanks.

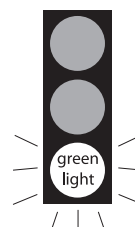
When crossing a street, look \_\_\_\_\_, then \_\_\_\_\_, then \_\_\_\_\_ again.

2. Circle the words in the list in the word find grid.

crosswalk  
pedestrian  
left  
right  
sidewalk  
playground  
walk  
visible  
signal  
stop  
foot  
safe  
traffic  
car  
reflective

A	P	A	V	A	E	L	A	W	A	T	K	A	S	H	P
U	L	O	M	S	A	Z	V	S	A	F	W	D	O	A	E
T	A	T	A	N	A	I	R	I	G	H	T	A	T	D	D
R	K	H	G	A	X	N	A	D	S	H	O	E	N	A	E
A	S	I	A	E	A	L	J	E	A	I	S	A	W	J	S
F	S	H	M	A	R	G	A	W	T	S	B	F	A	M	T
F	A	N	A	Q	U	A	F	A	I	A	L	L	S	A	R
I	L	A	Z	S	A	R	A	L	E	F	T	A	E	A	I
C	R	O	S	S	W	A	L	K	A	D	A	S	A	Q	A
A	E	B	O	A	A	D	T	A	E	A	K	S	E	S	N
R	E	R	E	F	L	E	C	T	I	V	E	A	T	B	A
A	A	I	T	E	A	U	A	O	A	U	X	A	A	O	L
T	N	O	A	Y	A	B	P	A	S	I	A	V	A	L	P
J	O	A	P	L	A	Y	G	R	O	U	N	D	E	A	C
F	A	C	A	N	O	E	A	Z	T	A	B	W	A	L	K

3. Match the traffic sign to its meaning.



Go.

Don't  
walk.

Railroad  
crossing.

OK to  
cross.

Stop. Look  
both ways.